



Rivington

4 0 X 1 2 ' 6 2 B E D R O O M

ALSO AVAILABLE TO RESIDENTIAL SPECIFICATION



Pemberton  
LEISURE HOMES



The Rivington makes no compromise on style and creates an impression from the moment you step inside. The kitchen is sleek and contemporary with an American style fridge freezer, a breakfast bar and mushroom coloured gloss doors.

To the front elevation you have a large patio door with an option for trifold doors if desired. The long curved sofa in the lounge is smart and comfortable with metal feet that sink into the luxurious soft pile carpet. A faux leather armchair completes the look.

With an abundance of storage throughout, including a walk-in wardrobe in the master bedroom, you would be forgiven for thinking you were in a much larger holiday home. There is even a full size domestic bath in the en-suite.

The Rivington combines a truly modern-styled leisure home with ultimate practicality.

[www.pembertonlh.co.uk](http://www.pembertonlh.co.uk)

Rivington  
the first choice  
for your new home



47

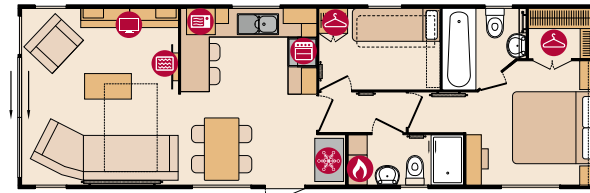
Rivington

40 X 12'6 2 BEDROOM

ALSO AVAILABLE TO RESIDENTIAL SPECIFICATION










40 x 12.6 - 2 Bedroom



**STANDARD FEATURE HIGHLIGHTS**



-  TV Space
-  Wardrobe
-  Electric Fire
-  Cooker
-  Water Heater
-  Microwave
-  Fridge-Freezer

- Family shower room with ample storage cabinets
- En-suite with full size domestic bath
- Large PVC-U patio door to front elevation
- TV aerial socket in lounge and bedrooms
- Gas combi central heating system with thermostatic radiator valves
- Fibreglass insulation: 150mm - roof; 60mm - walls and underfloor
- Vaulted ceilings throughout with a minimum ceiling height of 2.13m (7ft)
- Contemporary wall mounted fire
- Stainless steel cooker with lid
- American style black gloss fridge freezer
- Breakfast bar with 2 bar stools
- Coffee table
- Swing bin in kitchen
- Integrated stainless steel microwave
- Contemporary lounge suite (incorporating sofabed) with accent chair
- Kingsize 5ft bed in main bedroom
- Walk-in wardrobe
- Low energy lighting
- Fire extinguisher, smoke detector and carbon monoxide detector
- Pitched roof clad in pan tile effect plastisol coated galvanised steel
- Twin axle pre-galvanised steel chassis with detachable tow bar



For further details see Feature Checklist on pages 69-70

**OPTIONS AVAILABLE TO ORDER**

- Residential Specification to BS3632 available in all cladding types
- Alternative electric heating in place of gas combi central heating system
- Windows in lieu of patio door - not available in Residential Specification
- Rivington lodge available in timber, vinyl and Canexel cladding
- Integrated 600mm wide dishwasher or washer/dryer
- A range of accessories including bedroom cushions and throws - see features list
- Stowaway occasional bed available as an optional accessory
- Alternative size single beds available (for example 2ft 6", 3ft and 3ft 6")

